


- 1/2" NPT
- Stainless Steel Body
Type 316
- 3-Way Piloted
Diaphragm
- Normally Closed



Materials	Seals:	Nitrile, Viton®, Ethylene Propylene
	Orifice: Pilot Main	Stainless Steel Stainless Steel Ø 3/4"
Electrical	Standard Housing:	Encapsulated Waterproof Conduit (NEMA 4/4X)
	Optional Housings:	Metallic Conduit, Explosion-proof (NEMA 7), Grommet, Open Frame, Junction Box (single or dual knockouts), DIN; Contact GC Valves Customer Service for others.
	Standard Voltages:	24, 120, 240 AC 60 Hz; 50 Hz available 6, 12, 24 DC; Contact GC Valves Customer Service for Additional Voltages.
	Voltage Tolerance:	±10% of applicable voltage
	Coil Classes:	F, H, N
	Standard Lead Length:	24 inch
Operating Temperature	Ambient (Nominal):	32°F to 125°F
Mounting	Position:	Any
Approvals*	Agency:	UL Recognized, CSA Approved

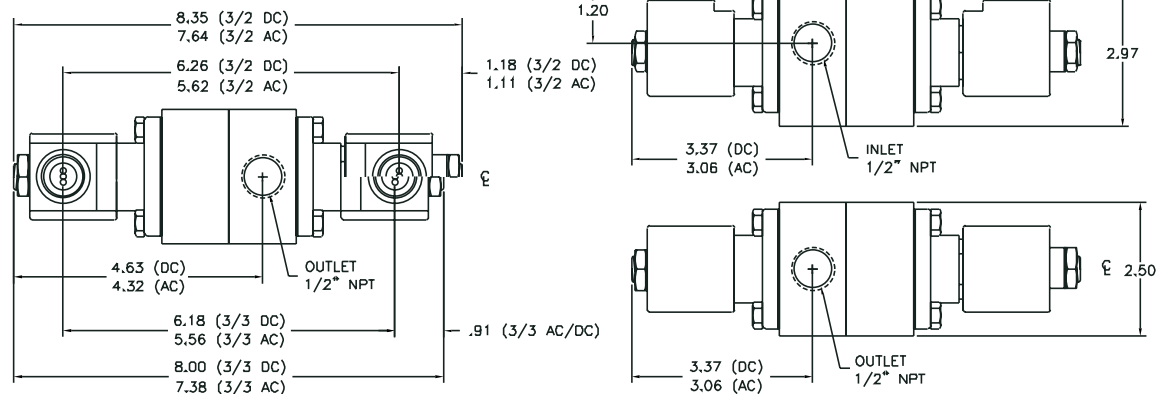
* Not available for all variations

© Registered Trademark of DuPont Co.

Dimensions/Weight

Weight (lbs.)

6.0



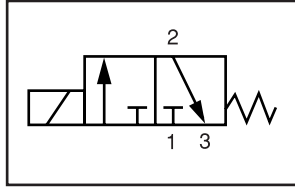
GC Valves Customer Service: 800-828-0484 (7:30am to 4pm ET) or 800-582-4232 (7:30am to 4pm PT)



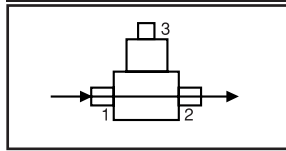
M213 – 1/2" NPT, Stainless Steel Body -Type 316, Normally Closed

Valve Selection List

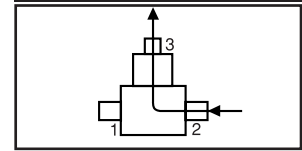
Normally Closed



Energized



De-Energized



Pipe Size NPT	Orifice Size IN	C _v	Operating Pressure Differential (psi)								Max Fluid Temp. °F	Seal Material	Power Consumption (Watts)		Model Code (120V/60HZ — 110V/50HZ) Shown
			Maximum										AC	DC	
			Air/Gas		Water		Light Oil		Steam*						
			AC	DC	AC	DC	AC	DC	AC/DC	AC/DC					
1/2	3/4	6.7	0	200	150	150	100	—	—	—	295	EPR	16	20	M213GF02E7DG5
	3/4	6.7	0	200	150	150	100	150	100	—	180	Nitrile	16	20	M213GF02J7DG5
	3/4	6.7	0	200	150	150	100	150	100	—	230	Viton	16	20	M213GF02L7DG5
	3/4	6.7	0	—	—	—	—	—	—	50*	295	EPR	16	—	M213GH02E7DG5

* Class H Coil Recommended for Steam and Other High Temperature Applications

Part Numbering

1	2	3	4	5	6	7	8	9	10	11	12	13
M	2	1	3	G	F	0	2	E	7	D	G	5
Series			Operating Mode	Housing*	Coil Class*	Voltage*		Seal Material	Body Material	Pipe Connection	Orifice Size	
M21			3: Normally Closed	G: Conduit	F: Class F H: Class H	02: 120/60 110/50		E: EPR J: Nitrile L: Viton	7: 316 SS	D: 1/2" NPT	G5: 3/4"	
* See the "Engineering Guide" for additional voltages, variations and options.												

Coil Data

Coil Family	
Type	Size
AC	S3
DC	S4

Frequency (Hz)	60	50
Nominal Power (VA)	Inrush	36
	Holding	13

GC Valves Customer Service: 800-828-0484 (7:30am to 4pm ET) or 800-582-4232 (7:30am to 4pm PT)